

Weeks Beginning - Monday 15th June and Monday 22nd June 2020

Please find below activities, which may be beneficial to your child's home learning. We have tried to include a range of practical activities, written activities and activities using technology to cover whatever home setup you may have available. **It is not essential you complete all these activities.** We know many parents are working and therefore we do not want to ask more of you than you can easily give. The activities have been arranged into three categories: **essential**, **recommended** and **additional optional** activities. We recommend completing the essential activities then seeing what time is available to commit to additional activities. Please feel free to message your child's class teacher via eSchools with questions you have regarding these activities. If you have a concern or need help accessing any of the home learning documents, please do not hesitate to contact us via enquiries@carclazesch.org. Teachers would love to see photos or receive information about what you have been up to at home when you have time. Please encourage your child to continue sharing their learning online where possible.

ESSENTIAL daily activities for children in EYFS

Approximate time to be spent on each activity - Phonics 15mins, Reading 20mins, Maths 15mins

Online Learning

- **Phonics and Spelling:** Following the Read Write Inc Phonics programme, your child should practise at least 1 sound a day, as well as recapping any sounds from the previous few days. You can support your child to do this by following the official Read Write Inc YouTube sessions, which takes place Monday - Friday at http://www.youtube.com/channel/UCo7fbLgY2oA_cFCIg9GdxtQ. If, for any reason, you unable to access these video's, please let us know as there are other materials we can share with you. You can also visit <https://www.phonicsplay.co.uk/> to consolidate learning. The new schedule for Read Write Inc lessons can be found as an attachment below.
- **Reading:** Access www.oxfordowl.co.uk or <https://www.twinkl.co.uk/resources/literacy/story-resources/story-books-ebooks> for free ebooks.
- These will be free to access online, either as an ebook, PDF or video.
- **Maths:** We recommend <https://www.topmarks.co.uk/maths-games/3-5-years/counting/> for daily maths challenges.

Offline Learning

- **Phonics** - Please take time to continue to practice red words (tricky words) - keep this engaging by choosing one of the phonics/word games to play (attached below).
- **Reading:** Children should read at least twice a day for 10 minutes. These sessions should include a balance of your children reading to you (books that are linked to their phonics knowledge where possible) and you sharing stories together. Write a book review about the story 'Sharing a Shell' using the prompt sheet (attached below).
- **Maths:** Our focus this fortnight is subtraction (take-away). Please see (attached below) our list of many offline maths challenges you can explore this fortnight.

Seaside Problem Solving Challenge

There were 20 oysters in their shells. 7 shells opened up. How many oyster shells were still closed? 9 starfish were at a sea party. 4 starfish went home. How many starfish were left at the party? There were 9 yellow fish, 7 blue fish and 4 purple fish in the bay. How many fish were there in total?

Have a go at creating your own seaside word problem.



RECOMMENDED daily or weekly activities for children in EYFS

Online Learning

- **Story of the Week** - Visit the Ruth Miskin You Tube channel to listen to a new story each week: https://www.youtube.com/channel/UCo7fbLgY2oA_cFCIg9GdxtQ. You may even like some BBC bedtime stories read by some famous faces! <https://www.bbc.co.uk/iplayer/episodes/b00jdlm2/cbeebies-bedtime-stories>
- **Share a story** - There are free audible books available at <http://stories.audible.com/start-listen> or <https://www.youtube.com/user/oxbridgebaby> or search for BookaBoo on You Tube
- **Get Active!** - You could choose to join in with the Joe Wickes workout each day from 9am, have a go at some Cosmic Yoga <https://www.cosmickids.com/>
- **Music** - Continue to explore <https://www.outoftheark.co.uk/ootam-at-home/>

Offline Learning

- **Time to Talk** - Take time to talk with your family. Encourage your child to talk in full sentences when giving an answer or reason. Please see our prompt sheet below for some ideas.
- **Share a story** - Share a story with a loved one. Talk about the characters, where the story is set and the key events. Make a prediction about what you think might happen at the end of the story. Can you retell the story in your own words?
- **Handwriting** - Help your child practise writing the sounds they have learnt during phonics. They could write with pens, pencils, paint or their fingers - on paper, in mud, in shaving cream or in sand. This fortnight, focus on the 'long' letters (descenders). These are f, g, j, p, q and y.
- **Get Active!** - Play the pirate game 'Captain's Coming'. One member of the family becomes the captain, who will call out different commands. Everyone else should stand in the centre of the space, ready to respond to each instruction (see below for some ideas!).

UNDERSTANDING THE WORLD

Explore floating and sinking. Collect a range of objects from around your home, garden or local beach. Make a prediction (a sensible guess) about which objects you think will float and which you think will sink. Now test them in water (or in the sea!). Were your predictions right? Write or draw a list of objects that float and object that sink in water.

PERSONAL, SOCIAL, EMOTIONAL

Design your very own Rainbow Fish. Use paint, collage materials or pencils to create your fish and don't forget to add his super sparkly scales!

How would you describe the Rainbow Fish's character at the start of the story?

What does it mean to be selfish?

How does the Rainbow Fish change? Do you think he was happier in the end of the story? Why?



PHYSICAL DEVELOPMENT

Visit a local beach and get your toes sandy! Take a walk in the sand - is it tricky to walk in the sand? Why? How many footprints have you left? Stand on the shoreline. Watch the waves rolling in. Can you jump over them? Can you race them on to the beach? Who is the winner? Find a rockpool to explore. Be careful as you tip-toe over the wet rocks. What is hiding in the seaweed?

COMMUNICATION AND LANGUAGE

Litter on our beaches can be dangerous for sea creatures, birds and the environment. Create a poster, using pictures and captions reminding people who visit the beach to take their rubbish home with them.

Year Group Theme - Buckets, Spades and Fishing Nets

See links below for the focus stories this fortnight.

Additional Optional Activities

You may wish to choose to complete one or more of these activities over the week.

These have been organised into different subject areas and are based around your child's year group theme.

COMMUNITY SPIRIT

We are so lucky to have such beautiful beaches to visit. It is important for us to understand how to keep ourselves safe. The RNLI have created some water safety activities. Please use this link to explore these brilliant activities - <https://rnli.org/youth-education/education-resources/water-safety-wednesdays>

LITERACY

Tiddler is a little fish with a BIG imagination. He tells tales of amazing adventures. Write a story about Tiddler going on a journey. He could travel to a setting from the story such as the sea bed, ship wreck or to the surface of the sea. Think about the characters he might meet and what they might do together. How will your story end? Will it be a happy ending?

Rainbow Fish - make a Rainbow Fish puppet and then write some instructions:

How to make a Rainbow Fish puppet.

Eg. Draw it. Decorate/colour it. Cut it out. Stick on a straw/lolly stick.

MATHS

NUMBER

Can you help Sally Seagull count her shells? She had 8 shells, but the sea washed 2 of them away. How many shells did she have left? Use objects or your fingers to help you work out the answer.

There are 12 shells hidden in the sand. Can you share the shells fairly into 2 buckets? How many shells are in each bucket? Now try your own.

There are five shells in this bucket and seven in that bucket. Are they shared fairly? Why? Why not?

SHAPE, SPACE and MEASURES

Look carefully at the spirals and stripes on the shells of the crabs in the story 'Sharing a Shell'. Create your own patterns for your own crab shell.

EXPRESSIVE ARTS & DESIGN

ART


Use an empty shoebox or plastic container to create your own rockpool. Think carefully about what you will include - will you have sand, shells or pebbles? Perhaps you could make small sea creatures and seaweed to add to your rockpool.

MUSIC

Listen to the sound of the sea in a shell.

Have a go at making your own musical instrument to make the sound of sea. Fill plastic pots with pasta, rice or sand - how do they sound when you shake them? Using your instrument, can you make the sea sound calm or stormy? Use your instrument to accompany songs about the sea.


Our key story texts this fortnight...



Tiddler by Julia Donaldson

The smallest fish can tell the tallest tales. Tiddler is a little fish with a BIG imagination! What ever will he come up with next?


To listen to the **story** - <https://www.youtube.com/watch?v=pBRT5vsfE3U>



Commotion in the Ocean by Giles Andreae and David Wojtowycz

Discover all sorts of amazing sea creatures including blue whales, sea turtles, jellyfish, dolphins and more!


To listen to the **story** - <https://www.youtube.com/watch?v=9pRhgz8Jffs>



Sharing a Shell by Julia Donaldson

When Crab finds a new shell, he doesn't want to share it with anyone - especially not a blobby purple anemone and a tickly bristleworm. But life in the rock pool proves tougher than Crab thinks and he soon finds he needs his new housemates.

To listen to the **story** - <https://www.youtube.com/watch?v=6KuSl9eXgpk>



The Rainbow Fish by Marcus Pfister

The Rainbow Fish is beautiful fish who finds friendship and happiness when he learns to share.

To listen to the **story** - <https://www.youtube.com/watch?v=QFORvXhub28>

To watch a short animation based on the book - <https://www.youtube.com/watch?v=ifXlc0QI2kY>

Fred Says

Fred talks in sounds

1. Say: 'Fred says put your hands on your t-u-m. Ask children to repeat. Pause to allow children to jump in with the whole word and do the action.
2. Say: t-u-m, tum. Ask children to repeat.

Repeat with: b-a-ck, h-ea-d, l-e-g, h-a-n-d, f-oo-t, kn-ee, r-u-n, s-k-i-p, h-o-p, s-t-o-p

Matching pairs

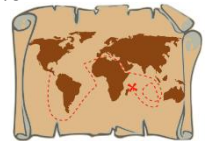
Choose a selection of familiar sounds and write them down on separate pieces of paper. You will need to write 2 sets of each sound. Place them face down on a surface and mix them up. Take turns to turn over 2 cards to try and make a matching pair. When you find two of the same word then you get to keep them. Most pairs win!



Treasure Hunt

Write a selection of sounds, simple cvc/cvcc words or tricky words on to pieces of paper or post-it-notes.

Hide them around the house or garden for your child to find. When a word is found it can be written down on a record sheet. Whoever records the most sounds/words wins.



I spy

Have words written on separate pieces of paper and play 'I spy'. Give clues to help children find the correct word. Take it in turns to have a go.

Example- I spy with my little eye a word beginning with 'c' or I spy with my little eye a word that contains the sound 'ar'.



Offline Games for Phonics and Early Reading

These games and activities do not require children to be online and can be adapted to suit your child's ability.

Please note the following word types...

cvc = consonant, vowel, consonant (cat, map, lip)

cvcc = consonant, vowel, consonant, consonant (went, farm, tent, belt)

SPLAT

Write a selection of familiar sounds on individual pieces of paper and spread them out on a surface. Shout out a sound from one of the cards and your child must find that sound by reading it carefully and then splat it! They can use a fly swat, water pistol or their hand to splat the correct sound.



Snap

Make your own snap cards. Write down familiar sounds, cvc/cvcc words or tricky words on separate pieces of paper or card (don't forget to write each one twice!) Mix the cards up and split the pile of cards into two piles. Take it in turns to put down a card. If you match the same cards, then it's a race to shout 'snap' first. The first person to shout snap wins and gets to keep the cards.

Lego spelling

You can use Lego or Duplo blocks for this activity. You can use a whiteboard pen, sticky labels or paper and tape to add letters to Lego blocks. Give children a selection of cvc or cvcc words to spell using their Lego blocks.



Scrabble Challenge

Make your own scrabble game. Cut a piece of paper into small squares and write a sound on each square. Each player picks 10 squares at random and places them in front of them. The aim of the game is to build words with the letters you have. Place the words in the centre and add to the words as you go.



Can you set up a Seaside shop? You could sell shells, ice-creams and pebbles. Write some price labels for your items and use real pennies/coins to pay for them.



7p

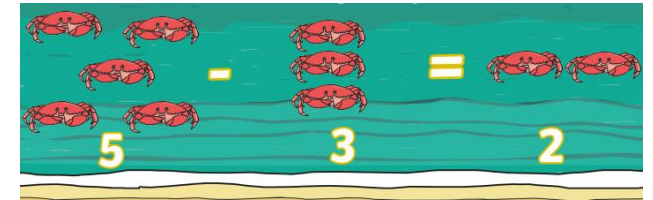


5p

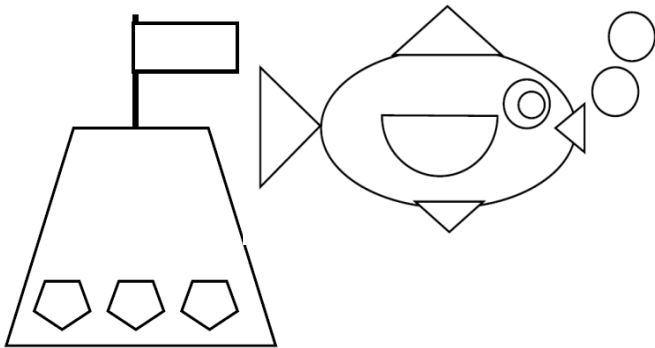
Collect a selection of small world sea creatures, pebbles or shells. Use these objects to support your child to rehearse counting (carefully counting each object by touching them or arranging them in a line), adding (combining two groups of objects to find a total) or subtracting (taking away objects from a group and saying how many are left).



Create subtraction number sentences by drawing pictures of sea creatures. Don't forget to start with the biggest number e.g. 5 crabs take away 3 crabs equals two crabs.



Which shapes can you see in this sandcastle and fish? Can you create your own seaside shape picture?



Offline games for Maths

These games and activities do not require children to be online and can be adapted to suit your child's ability.



Can you make your own number line from 0 to 20 to help you with the number problems on this page?

How many different subtraction number stories/sentences can you make using number


6

Eg. I found 6 shells on the beach but I dropped 2 how many did I have left? $6 - 2 = 4$
I made 9 sandcastles 6 fell down how many did I have left? $9 - 6 = 3$

Octopuses have 8 tentacles. There are three octopuses. How many tentacles are there altogether below?
Create your own number problems using other sea creatures such as crabs or turtles.



Circle the picture that is the same size as the first picture.



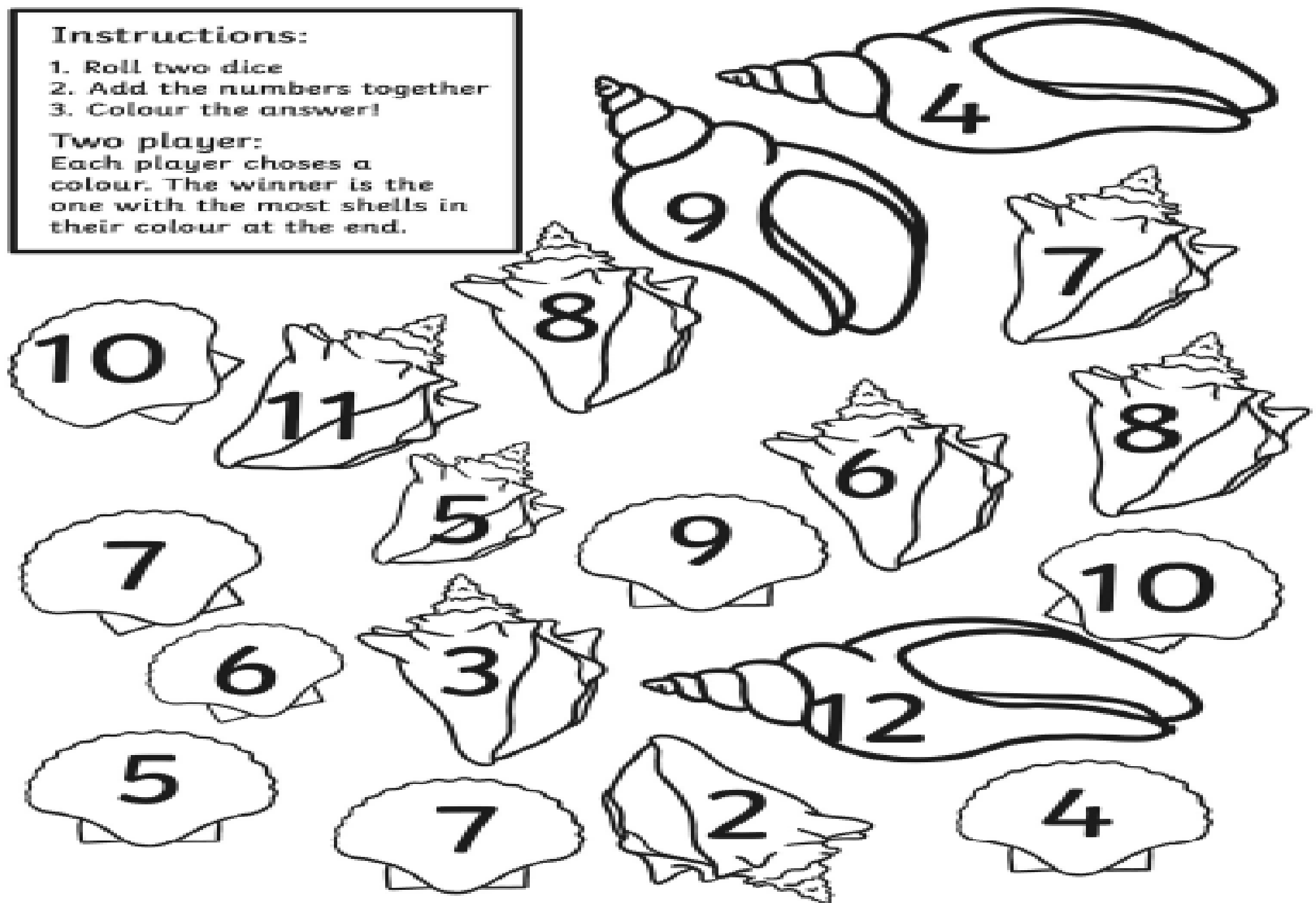
Roll, Add and Colour!

Instructions:

1. Roll two dice
2. Add the numbers together
3. Colour the answer!

Two player:

Each player choses a colour. The winner is the one with the most shells in their colour at the end.



Sharing a Shell

Name _____ Date _____

What is the setting?

Who is the main character?

What happens first?

What happens next?

What happens last?



Sparkly House
Shell Lane
Deep Blue Sea

Dear children

My name is Rainbow Fish and I need your help! I haven't been feeling well over the last few days and now my scales (which are usually bright and colourful) have all turned white!

I miss my brightly coloured scales and I know you are very kind and helpful so could you give me some new colourful scales?


Thank you children!

Love From

Rainbow Fish



Rainbow Fish Outline



Captains Coming!

This is a fun pirate game! One member of the family is the captain, who will call out the commands. Everyone else should stand in the centre of the space, ready to respond to the commands with the appropriate action.

These are the captain's commands and the action for each command:

- **Bow**: run to the front of the playing space
- **Stern**: run to the back of the playing space
- **Port**: run to the left side of the playing space
- **Starboard**: run to the right side of the playing space
- **Get in the boats**: sit down on the ground
- **Jellyfish** - lay on your back and wiggle legs and arms
- **Sharks** - run around with your hand as a fin saying - duh-nu (traditional shark noise!)
- **Scrub the deck** - down on hands and knees pretending to scrub the deck.
- **Captain's coming**: stand to attention and salute
- **Climb the rigging**: mime climbing a ladder
- **Man overboard**: hug the person next to you



Wacky Races

Home Physical Education

Can you create your own Wacky race ideas?

How to play:

- Mark out a start and finish line using an object to mark out these points.
- Think of different ways you could move from the start to finish.
- Can you move on your hands and feet?
Can you move backwards?
- What is the quickest way of moving?
What is the slowest way of moving?
- Can you race against a partner using the different ways of moving?



Can you challenge yourself to always try your hardest?

Top Tips

Crawling

Make sure your hands, feet are touching the floor, spread your hands wide, keep your head and bottom down.

Let's Reflect

Which way of moving was the easiest and which was the hardest? Explain why.

How did you feel if you did not win a race?

Move to the Beat

Home Physical Education

Can you try quicker and slower music? Which is harder?

How to play:

- On the spot can you start by clapping in time to the music?
- Keep clapping but can you now move your feet in time to the music by marching on the spot?
- Now can you start to walk around the space by clapping and walking in time to the music?
- Challenge yourself to add new movements like heel flicks, side steps, knees up, spins, turns. Can you do these in time to the music?



Can you keep trying to improve your performance?

Top Tips

Listen for a beat

When trying to listen for a beat, make sure you give the piece of music all of your attention. Use headphones or move to a quiet environment with no noise interruptions.

Let's Reflect

What different movement ideas did you come up with?

Could you concentrate and move in time to the beat?