

Art and design


Long-term plan

Condensed

A condensed curriculum focussing on the essential skills and knowledge of the subject, in only three units per year group.

This document was last updated on 10.03.25 and the most recent version can always be found [here](#).

Copyright: While we encourage you to share this document within your school community, please ensure that it is only uploaded to your school website if it is password protected.



Kapow
Primary™

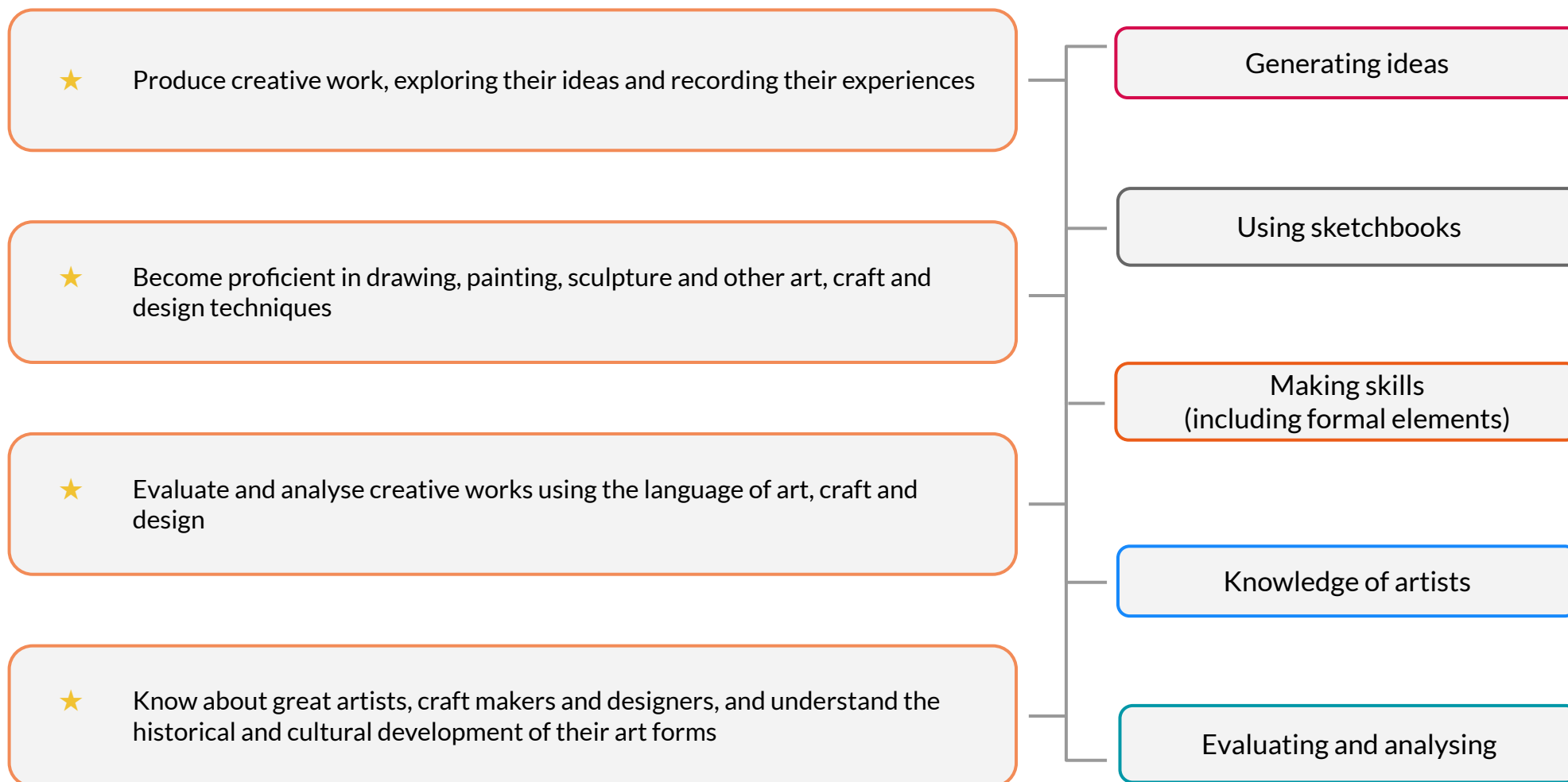
Contents:

How does Kapow Primary help our school to meet statutory guidance for Art and design?	3
How is the Art and design scheme of work organised?	4
What are the benefits of the revised Art and design scheme?	5
Types of knowledge in Art and design	6
Oracy in Art and design	7
Other useful documentation	8
Suggested long-term plan: Art and design - Overview (All years)	9

How does Kapow Primary help our school to meet statutory guidance for Art and design?

Our scheme of work fulfils the statutory requirements outlined in the **National Curriculum (2014)**. The National Curriculum for Art and design aims to ensure that all pupils:

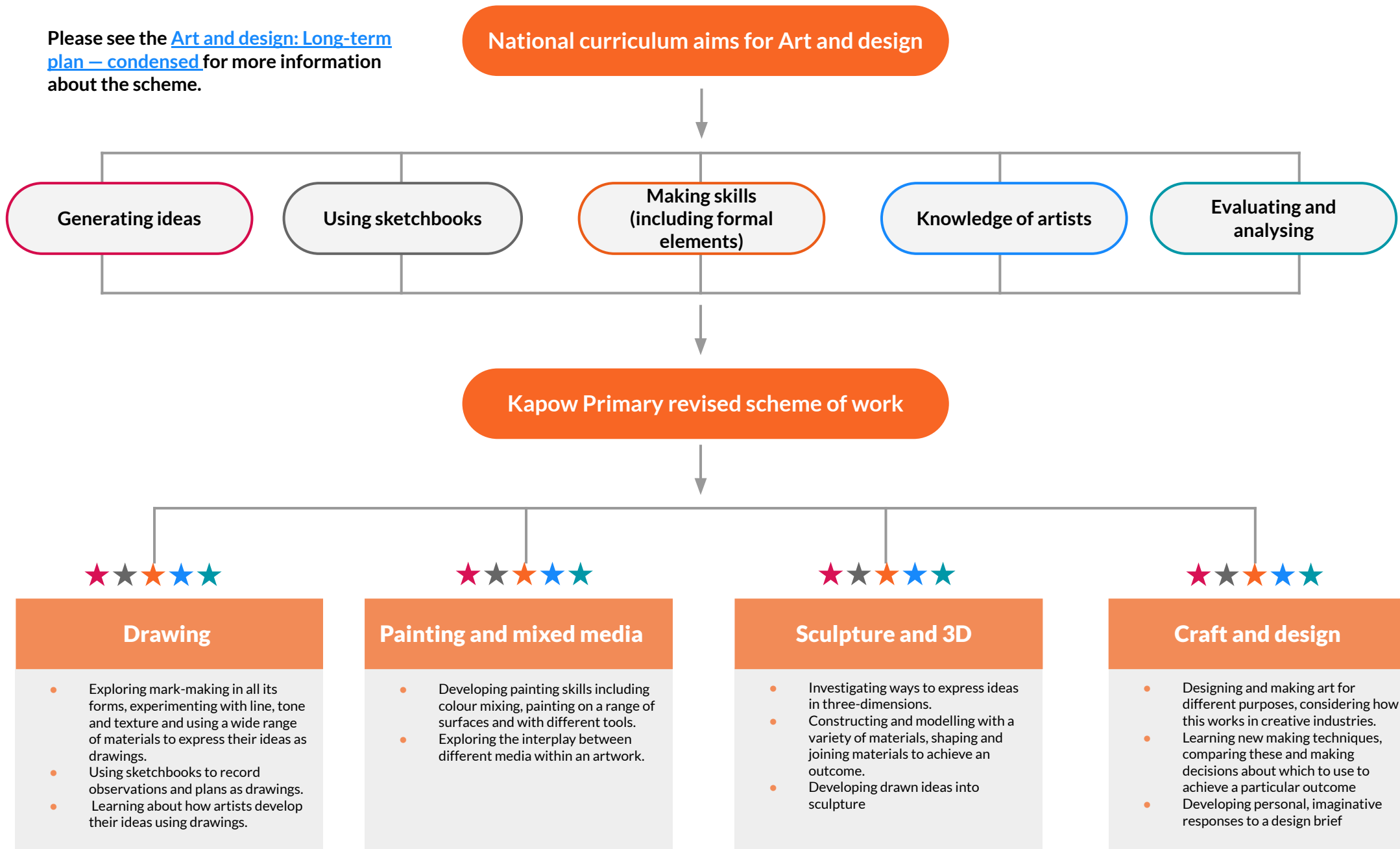
From these aims, we have identified five strands which run throughout our scheme of work:



Our **National curriculum mapping** document (Coming soon!) shows which of Kapow Primary's units cover each of the National Curriculum Attainment targets as well as each of these five strands. National Curriculum links are also on each individual lesson plan, along with cross-curricular links to other subjects.

How is the revised Art and design scheme of work organised?

Please see the [Art and design: Long-term plan – condensed](#) for more information about the scheme.



What are the benefits of the revised Art and design scheme?

Over 2022 we have been rolling out a revised Art and design scheme of work, as an alternative to our original scheme. The revised scheme includes updates to many existing lessons, along with brand new units across the core areas.

Sequential lessons

The revised Art and design scheme has units divided into four core areas, repeated in each year group. This provides teachers with greater clarity over knowledge and skills progression within the four areas. Teachers can feel confident that children are given opportunities to develop mastery by revisiting core subject knowledge and applying that knowledge practically in a range of contexts with growing complexity.

Drawing

Painting and mixed media

Sculpture and 3D

Craft and design

A broad and balanced art curriculum

The units within the revised scheme are designed so that children experience the fundamentals of art through broad and balanced units, including exploration of the work of a wide range of artists and makers. Units guide pupils in the skills required to explore, analyse and discuss art. They are encouraged to combine their knowledge of what constitutes 'art', specific artists and techniques with their own experiences to evaluate artworks and to inform their own creative practices.

Each unit works towards all of the National curriculum attainment targets. This allows pupils to develop their knowledge and skills around the formal elements in a holistic way.

A variety of outcomes for units

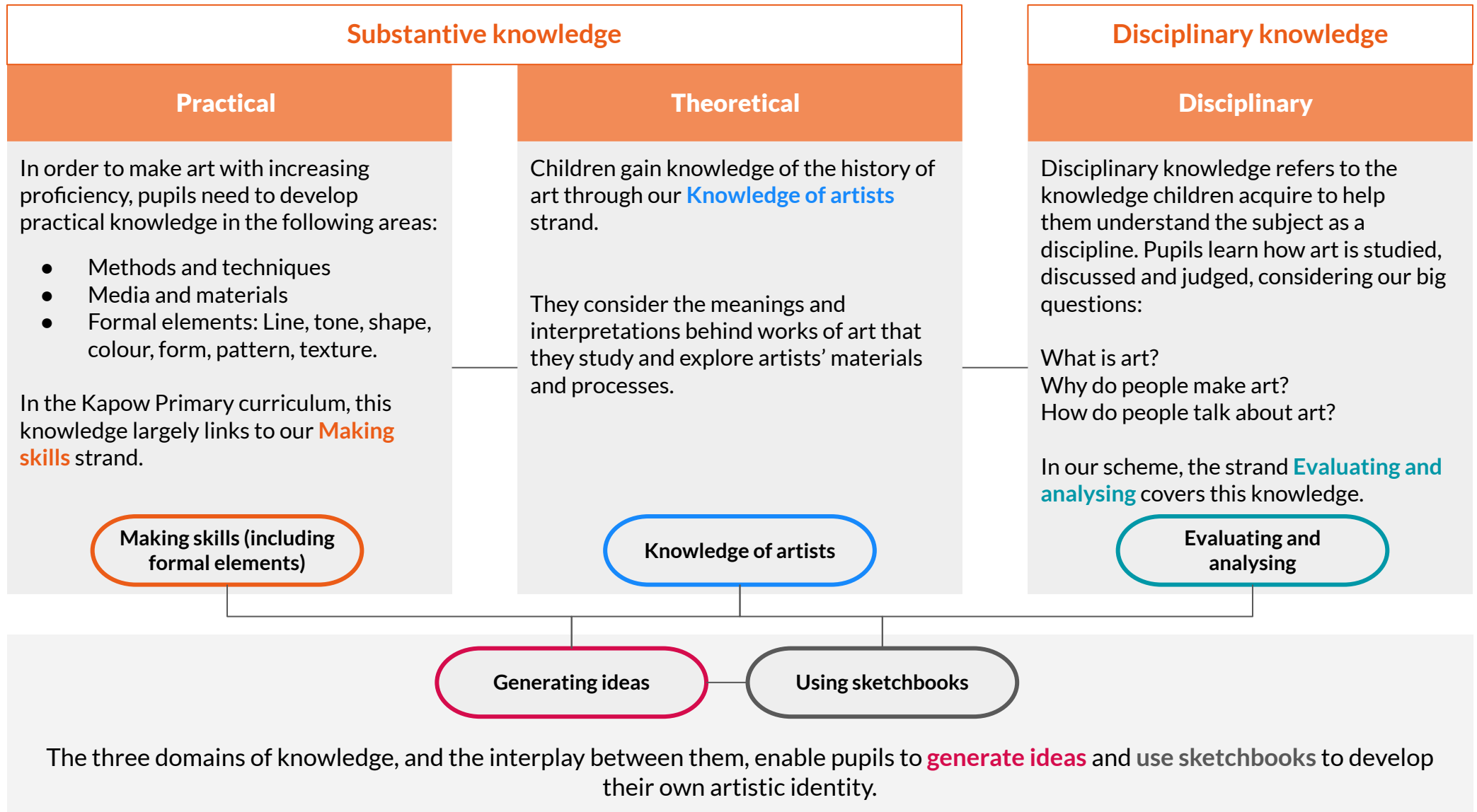
The revised scheme encourages autonomy, with a greater emphasis on children developing their creativity through experimentation and individual responses. Units provide flexible options, enabling links to other topics and resulting in more creative outcomes.

Application of skills and knowledge

There is an emphasis on developing children's use of sketchbooks throughout the revised scheme to apply skills and knowledge. Lessons provide opportunities to engage with sketchbooks throughout the whole process of creating art, including practising techniques learned as well as developing and evaluating their ideas towards an outcome.

Types of knowledge in Art and design

The [Ofsted research review series: Art and design](#), states that ‘pupils make progress in the art curriculum when they build practical, theoretical and disciplinary knowledge and learn the connections between them.’ This page aims to show how the Kapow curriculum and our strands achieve this.



Oracy in Art and design

'Oracy is the ability to speak eloquently, to articulate ideas and thoughts, to influence through talking, to collaborate with peers and to express views confidently and appropriately.'

Oracy refers both to the development of speaking and listening skills, and the effective use of spoken language in teaching and learning. It is to speech what literacy is to reading and writing, and numeracy is to Maths.'

Speak for Change: Final report and recommendations from the Oracy All-Party Parliamentary Group Inquiry.

Learning *through* talk

At Kapow Primary, we believe it's crucial to provide pupils with opportunities for exploratory talk during their learning. This involves thinking aloud, questioning, discussing, and collaboratively building ideas.

Learning *to* talk

Similarly, developing oracy skills is essential for pupils to express and articulate themselves effectively across various contexts and settings, including formal ones like public speaking, debates, and interviews.

Through our Art and design curriculum, pupils have opportunities to develop their oracy skills by:

- Explaining and justifying their choices of materials, methods, and techniques.
- Engaging in paired and group discussions.
- Presenting and explaining their artwork and ideas to peers and the class.
- Analysing and critiquing the work of others as well as established artists.
- Collaborating on group artwork.
- Responding to high-level questions such as 'What is art?' by articulating and defending their ideas.



Other useful documentation

There are a number of key documents that can support you in planning your **Art and design** scheme of work and they can be found on the [Subject planning page](#). Some of these are also listed below:

- ✓ [National curriculum mapping document](#)
 - Shows how our scheme of work meets the National Curriculum requirements.
- ✓ [Progression of skills document](#)
 - Shows how understanding and application of key concepts and skills builds year on year.
- ✓ [Art and design: List of artists](#)
- ✓ [Art and design: Equipment list](#)
- ✓ [Intent, Implementation, Impact statement](#)
- ✓ [Personal development, SMSC and British values mapping](#)
- ✓ [Progression of vocabulary](#)
- ✓ [Assessment spreadsheet](#)

*All units have five lessons unless otherwise stated.

	Unit 1	Unit 2	Unit 3
EYFS (Reception)	Drawing: Marvellous marks (6 lessons)	Painting and mixed media: Paint my world (6 lessons)	Sculpture and 3D: Creation station (6 lessons)
Year 1	Drawing: Make your mark	Sculpture and 3D: Paper play	Painting and mixed media: Colour splash
Year 2	Craft and design: Map it out	Painting and mixed media: Life in colour	Sculpture and 3D: Clay houses
Year 3	Drawing: Growing artists	Craft and design: Ancient Egyptian scrolls	Sculpture and 3D: Abstract shape and space
Year 4	Drawing: Power prints	Painting and mixed media: Light and dark	Craft and design: Fabric of nature
Year 5	Sculpture and 3D: Interactive installation	Drawing: I need space	Painting and mixed media: Portraits
Year 6	Craft and design: Photo opportunity	Drawing: Make my voice heard	Sculpture and 3D: Making memories

This page shows recent updates to this document.

Date	Update
08.12.22	Links updated to reflect units now available. EYFS units added.
19.01.23	All links updated to reflect fully published Art scheme.
14.06.23	Reduced from 18 lessons to three full units a year to make it easier for schools to fit into the school year. Added page about 'Types of knowledge' p.6.
12.07.23	Removed duplicated pages.
12.07.24	Added information about oracy in Art and design (p. 7).
10.03.25	Updated broken links.